

# Iraq Stock Exchange

Bulletin No (40)



## ISX Trading Indices of Monday 2/3/2026

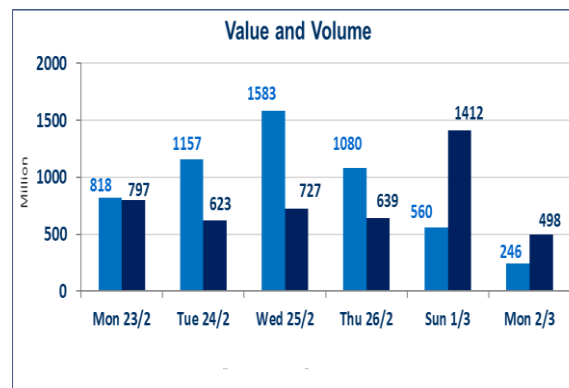
Traded Volume and OTC	246,633,208
-----------------------	-------------

Traded Value and OTC	498,918,554
----------------------	-------------

Traders	886
---------	-----

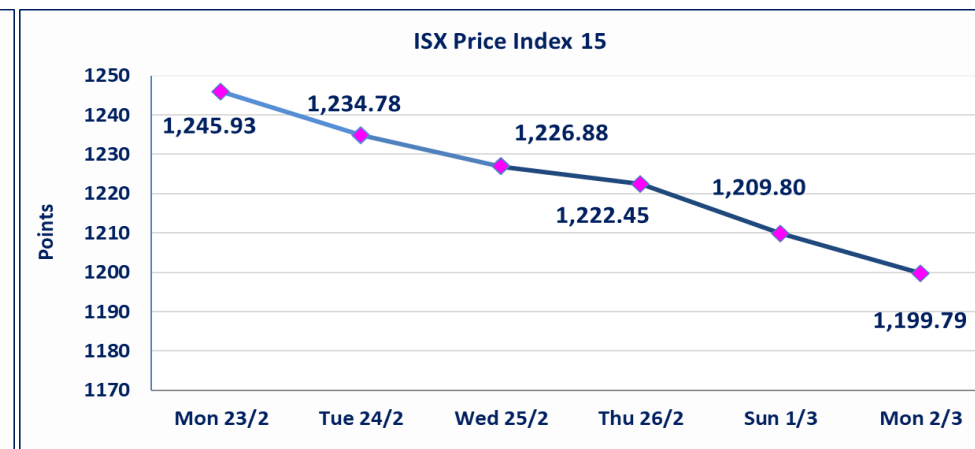
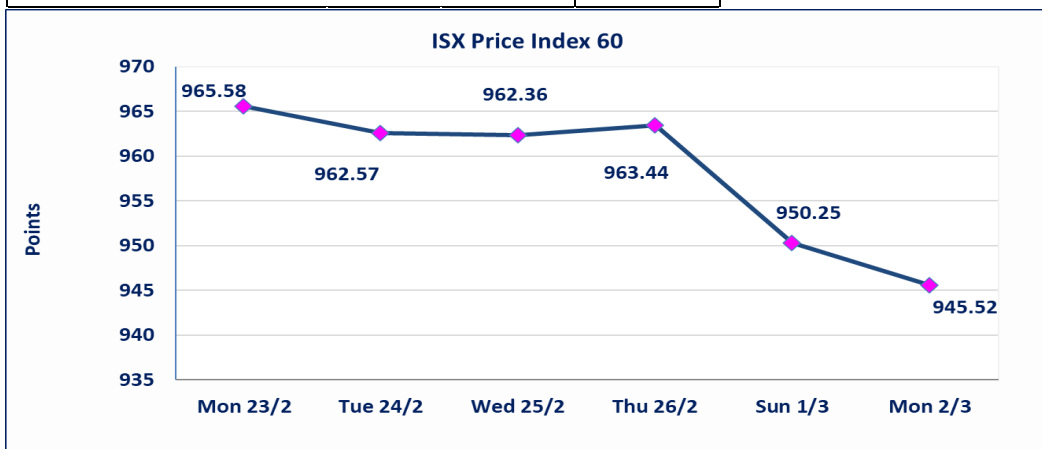
ISX Index 60	945.52
Previous ISX Index60	950.25
Change %	-0.50
Change	-4.73

ISX Index 15	1199.79
Previous ISX Index15	1209.80
Change %	-0.83
Change	-10.01



Listed Companies	104	OTC	14
Traded Listed Companies	46	OTC	1
GAM Companies	0		
Suspended Companies	10		

Non Traded listed	48	OTC	13
Higher Companies	8		
Lower Companies	17		



## ISX top gaining and losing companies

Monday 2/3/2026

### Gainers

Company Name	Closing Price	Change (%)	Traded Volume
International Development Bank	1.050	5.00	10,000
Iraqi Carton Manufactories	2.370	4.87	2,025,375
Economy Bank	0.220	4.76	37,432,225
Investment Bank of Iraq	0.220	4.76	25,000,000
General Transportation	1.750	2.94	221,996

### Losers

Company Name	Closing Price	Change (%)	Traded Volume
Baghdad -Iraq Transportation	21.210	-4.93	2,231,210
Al-Hilal Industries	1.450	-4.61	486,000
Modern Construction Materials	1.140	-4.20	57,517
Kurdistan International Bank	1.150	-4.17	30,000
Elaf Islamic Bank	0.260	-3.70	1,892

### The most active companies in term of traded volume and value

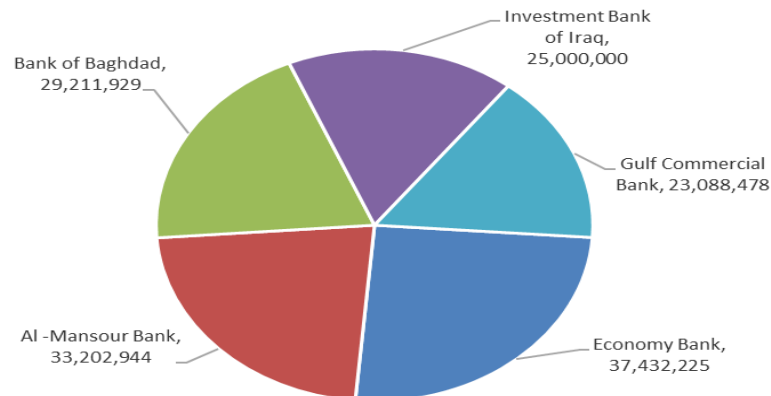
#### Traded Volume

Company Name	Closing Price	Change (%)	Traded Volume
Economy Bank	0.220	4.76	37,432,225
Al -Mansour Bank	2.000	0.00	33,202,944
Bank of Baghdad	3.030	-1.30	29,211,929
Investment Bank of Iraq	0.220	4.76	25,000,000
Gulf Commercial Bank	0.310	-3.12	23,088,478

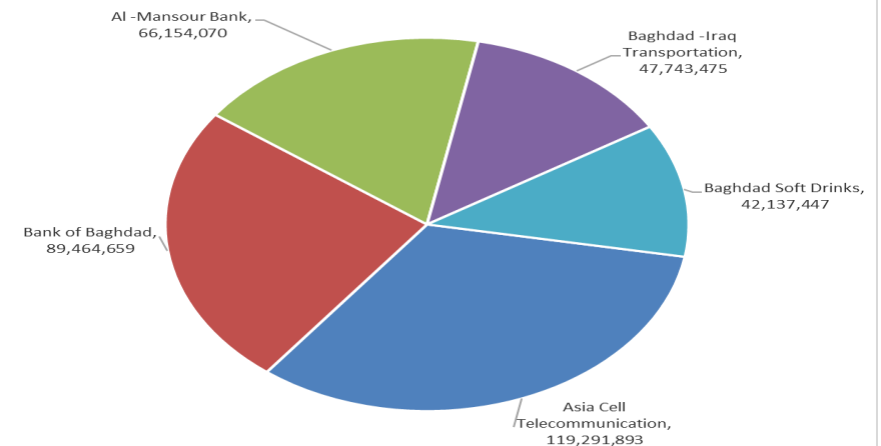
#### Traded Value

Company Name	Closing Price	Change (%)	Traded Value
Asia Cell Telecommunication	14.430	-1.77	119,291,893
Bank of Baghdad	3.030	-1.30	89,464,659
Al -Mansour Bank	2.000	0.00	66,154,070
Baghdad -Iraq Transportation	21.210	-4.93	47,743,475
Baghdad Soft Drinks	5.700	0.00	42,137,447

#### Top Five by Volume



#### Top Five by Value



## Regular Market Bulletin No (40)



Company Name	Code	opening Price	highest price	lowest price	Average price	Prev Average price	Closing Price	prev closing price	change (%)	No.of Trades	Traded Volume	Traded Value
<b>Banks Sector</b>												
Ashur International Bank	BASH	0.240	0.240	0.230	0.230	0.230	0.230	0.230	0.00	5	8,293,218	1,909,940
Bank of Baghdad	BBOB	3.070	3.070	3.030	3.060	3.020	3.030	3.070	-1.30	74	29,211,929	89,464,659
Commercial Islamic Bank of Iraq	BCOI	0.660	0.660	0.660	0.660	0.660	0.660	0.660	0.00	6	1,555,449	1,026,596
Economy Bank	BEFI	0.220	0.220	0.220	0.220	0.210	0.220	0.210	4.76	9	37,432,225	8,235,090
Elaf Islamic Bank	BELF	0.260	0.260	0.260	0.260	0.270	0.260	0.270	-3.70	1	1,892	492
Gulf Commercial Bank	BGUC	0.310	0.310	0.310	0.310	0.320	0.310	0.320	-3.12	11	23,088,478	7,157,428
Investment Bank of Iraq	BIBI	0.220	0.220	0.220	0.220	0.210	0.220	0.210	4.76	6	25,000,000	5,500,000
Iraqi Islamic Bank	BIIB	0.980	1.000	0.970	0.970	0.990	0.970	0.990	-2.02	18	7,656,929	7,454,078
Kurdistan International Bank	BKUI	1.150	1.150	1.150	1.150	1.230	1.150	1.200	-4.17	1	30,000	34,500
Mosul Bank For Investment	BMFI	0.130	0.140	0.130	0.130	0.130	0.130	0.130	0.00	6	6,410,023	833,403
Al -Mansour Bank	BMNS	2.000	2.000	1.980	1.990	1.990	2.000	2.000	0.00	109	33,202,944	66,154,070
National Bank of Iraq	BNOI	4.750	4.750	4.700	4.710	4.720	4.710	4.750	-0.84	55	1,594,424	7,510,428
United Bank	BUND	0.050	0.050	0.050	0.050	0.050	0.050	0.050	0.00	5	227,297	11,365
<b>Total of Banks Sector</b>										306	173,704,808	195,292,050
<b>Telecommunication Sector</b>												
Asia Cell Telecommunication	TASC	14.690	14.690	14.400	14.540	14.690	14.430	14.690	-1.77	238	8,202,932	119,291,893
Al-Khatam Telecom	TZNI	3.300	3.360	3.300	3.310	3.360	3.360	3.360	0.00	6	124,916	413,722
<b>Total of Telecommunication Sector</b>										244	8,327,848	119,705,615
<b>Insurance Sector</b>												
Al-Ameen for Insurance	NAME	0.980	0.980	0.940	0.950	0.980	0.950	0.980	-3.06	6	150,747	143,040
Gulf Insurance	NGIR	0.450	0.450	0.450	0.450	0.450	0.450	0.450	0.00	2	2,000,000	900,000
<b>Total of Insurance Sector</b>										8	2,150,747	1,043,040
<b>Service Sector</b>												
Baghdad -Iraq Transportation	SBPT	22.310	22.310	21.200	21.400	22.330	21.210	22.310	-4.93	74	2,231,210	47,743,475
Kharkh Tour Amuzement City	SKTA	4.000	4.050	4.000	4.000	4.010	4.000	4.000	0.00	5	340,000	1,360,500
Al-Mosul for funfairs	SMOF	6.920	6.920	6.920	6.920	6.920	6.920	6.920	0.00	1	2,000,000	13,840,000
Mamoura Realestate	SMRI	3.180	3.180	3.110	3.120	3.100	3.110	3.110	0.00	10	403,750	1,260,925
<b>Total of Service Sector</b>										90	4,974,960	64,204,900
<b>Industrial Sector</b>												
Baghdad Soft Drinks	IBSD	5.700	5.750	5.660	5.690	5.710	5.700	5.700	0.00	57	7,404,329	42,137,447
Iraqi Date Processing and Marke	IIDP	2.600	2.600	2.600	2.600	2.600	2.600	2.600	0.00	4	50,000	130,000
Iraqi For Tufted Carpets	IITC	17.000	17.000	17.000	17.000	17.450	17.000	17.450	-2.58	3	13,960	237,320
Al -Khazer Construction Material	IKHC	1.210	1.220	1.210	1.210	1.230	1.210	1.220	-0.82	11	2,199,322	2,663,180
Al-Kindi of Veterinary Vaccines	IKLV	2.490	2.500	2.400	2.500	2.440	2.400	2.490	-3.61	8	3,509,104	8,762,508
Al-Mansour Pharmaceuticals Ind	IMAP	2.020	2.020	2.020	2.020	2.020	2.020	2.020	0.00	6	218,313	440,992
Modern Sewing	IMOS	5.250	5.350	5.200	5.210	5.200	5.300	5.200	1.92	11	513,829	2,679,424
<b>Total of Industrial Sector</b>										100	13,908,857	57,050,871
<b>Hotels Sector</b>												
Ishtar Hotels	HISH	8.820	8.820	8.820	8.820	8.570	8.820	8.820	0.00	1	50,000	441,000
<b>Total of Hotels Sector</b>										1	50,000	441,000
<b>Agricultural Sector</b>												
Babil Animal & Vegetable Produ	ABAP	6.700	6.700	6.500	6.690	6.520	6.700	6.700	0.00	9	106,937	715,713
Modern for Animal Production	AMAP	0.360	0.360	0.360	0.360	0.360	0.360	0.360	0.00	2	55,222	19,880
<b>Total of Agricultural Sector</b>										11	162,159	735,593
<b>Total Of Regular</b>										760	203,279,379	438,473,069

**Second Platform Market Bulletin No (40)**



Company Name	Code	opening Price	highest price	lowest price	Average price	Prev Average price	Closing Price	prev closing price	change (%)	No.of Trades	Traded Volume	Traded Value
<b>Banks Sector</b>												
International Development Ban	BIDB	1.050	1.050	1.050	1.050	1.000	1.050	1.000	5.00	5	10,000	10,500
Credit Bank Of Iraq	BROI	0.590	0.590	0.590	0.590	0.600	0.590	0.590	0.00	2	66,842	39,437
<b>Total of Banks Sector</b>										<b>7</b>	<b>76,842</b>	<b>49,937</b>
<b>Insurance Sector</b>												
Al-Hamraa for Insurance	NHAM	3.300	3.300	3.300	3.300	3.260	3.300	3.210	2.80	1	991	3,270
<b>Total of Insurance Sector</b>										<b>1</b>	<b>991</b>	<b>3,270</b>
<b>Industrial Sector</b>												
Baghdad for Packing Materials	IBPM	3.000	3.000	3.000	3.000	3.000	3.000	3.000	0.00	1	5,120	15,360
Fallujah for construction Materi	IFCM	2.790	2.790	2.790	2.790	2.770	2.790	2.790	0.00	4	234,209	653,443
<b>Total of Industrial Sector</b>										<b>5</b>	<b>239,329</b>	<b>668,803</b>
<b>Total of Non Regular</b>										<b>13</b>	<b>317,162</b>	<b>722,010</b>

**Undisclosed Platform Companies Bulletin No (40)**



Company Name	Code	opening Price	highest price	lowest price	Average price	Prev Average price	Closing Price	prev closing price	change (%)	No.of Trades	Traded Volume	Traded Value
<b>Banks Sector</b>												
Sumer Commercial Bank	BSUC	0.140	0.140	0.130	0.130	0.130	0.130	0.130	0.00	13	16,755,284	2,183,187
<b>Total of Banks Sector</b>										<b>13</b>	<b>16,755,284</b>	<b>2,183,187</b>
<b>Industrial Sector</b>												
General Transportation	SIGT	1.750	1.750	1.750	1.750	1.670	1.750	1.700	2.94	5	221,996	388,493
<b>Total of Industrial Sector</b>										<b>5</b>	<b>221,996</b>	<b>388,493</b>
<b>Industrial Sector</b>												
Electronic Industry	IELI	1.800	1.810	1.760	1.800	1.800	1.760	1.800	-2.22	9	1,529,254	2,750,157
Al-Hilal Industries	IHLI	1.450	1.450	1.450	1.450	1.530	1.450	1.520	-4.61	4	486,000	704,700
Iraqi Carton Manufactories	IICM	2.260	2.370	2.260	2.370	2.250	2.370	2.260	4.87	13	2,025,375	4,793,407
Modern Construction Materials	IMCM	1.190	1.190	1.140	1.150	1.190	1.140	1.190	-4.20	2	57,517	65,945
National Chemical &Plastic	INCP	1.920	1.920	1.850	1.860	1.860	1.850	1.850	0.00	2	61,502	114,584
The Light Industries	ITLI	1.290	1.290	1.270	1.280	1.290	1.270	1.290	-1.55	24	16,994,151	21,722,872
<b>Total of Industrial Sector</b>										<b>54</b>	<b>21,153,799</b>	<b>30,151,665</b>
<b>Hotels Sector</b>												
Palestine Hotel	HPAL	19.210	19.210	19.200	19.200	19.410	19.200	19.400	-1.03	6	202,588	3,890,190
<b>Total of Hotels Sector</b>										<b>6</b>	<b>202,588</b>	<b>3,890,190</b>
<b>Agricultural Sector</b>												
Iraqi for Seed Production	AISP	4.940	4.960	4.880	4.920	4.990	4.960	4.940	0.40	34	4,693,000	23,108,540
<b>Total of Agricultural Sector</b>										<b>34</b>	<b>4693000</b>	<b>23,108,540</b>
<b>Total of Undisclosed</b>										<b>112</b>	<b>43,026,667</b>	<b>59,722,075</b>
<b>Grand Total</b>										<b>885</b>	<b>246,623,208</b>	<b>498,917,154</b>

## Iraq Stock Exchange not trading companies of Monday 2/3/2026

Company Names	Code	Previous Average Price	Closing Price
<b>Banks Sector</b>			
National Islamic Bank	BNAI	0.720	0.720
Al-Taif Islamic Bank	BTIB	0.700	0.700
Middle East Bank	BIME	0.060	0.060
Union Bank of Iraq	BUOI	0.170	0.170
Asia Al Iraq Islamic Bank	BAIB	0.780	0.780
Cihan Bank for Islamic Investment&Finan	BCIH	2.200	2.200
<b>Insurance Sector</b>			
Dar Al-Salam for Insurance	NDSA	0.700	0.700
<b>Service Sector</b>			
AL-Nukhba for Construction	SNUC	0.710	0.770
Rehab Karbalaa	HKAR	0.690	0.690
<b>Industrial Sector</b>			
Ready Made Clothes	IRMC	2.100	2.100
Metallic Industries and Bicycles	IMIB	1.850	1.850
Iraqi Engineering Works	IIEW	5.500	5.500
<b>Hotels Sector</b>			
National for Tourist Investment	HNTI	9.000	9.000
Tourist Village of Mosul dam	HTVM	13.000	13.000
Baghdad Hotel	HBAG	11.510	11.510
Babylon Hotel	HBAY	100.030	100.000
Mansour Hotel	HMAN	50.000	50.000
Al-Sadeer Hotel	HSAD	23.020	23.000
<b>Agricultural Sector</b>			
Al-Ahlyia agricultural production	AAHP	3.050	3.050
Agricultural Products Meat	AIPM	4.600	4.600
Middle East for Production- Fish	AMEF	6.000	6.000
Iraqi Agricultural Products	AIRP	10.000	10.000
Company Names	Code	Previous Average Price	Closing Price
<b>Banks Sector</b>			
International Islamic Bank	BINT	0.200	0.200
Al-Ataa Islamic Bank	BLAD	0.100	0.100
Arab Islamic Bank	BAAI	1.000	1.000
Iraq Noor Islamic Bank for Investment	BINI	0.250	0.250
Al-Rajih Islamic Bank	BRAJ	1.000	1.000
Erbil Investment & FinanceBank	BERI	0.110	0.110
AL-Anssari Islamic Bank	BANS	0.050	0.050
Trans Iraq Bank Investment	BTRI	0.310	0.310
Al-Mashreq Al-Arabi Islamic Bank	BAMS	0.850	0.850
Al-Mustashar Islamic Bank for Investmen	BMUI	1.000	1.000
Al-Qabidh Islamic Bank	BQAB	0.090	0.090
Trust International Islamic Bank	BTRU	0.750	0.750
Region Trade Bank	BRTB	1.000	1.000
World Islamic Bank for Investment	BWOR	1.000	1.000
Al janoob Islamic Bank	BJAB	0.940	0.940
Ameen Al-Iraq Islamic Bank	BAME	1.000	1.000
<b>Investment Sector</b>			
Al-Ameen for Financial Investment	VAMF	1.200	1.200
<b>Insurance Sector</b>			
Alahliya For Insurance	NAHF	0.850	0.850
<b>Industrial Sector</b>			
National Furniture Industries	IHFI	1.000	1.000
Modern chemical industries	IMCI	100.000	100.000
<b>Service Sector</b>			
Al-Ameen Estate Investment	SAEI	1.690	1.720
Ibdaa Al-sharq Alwast General Contractin	SIBD	1.000	1.000
<b>Hotels Sector</b>			
Ashour Hotel	HASH	27.000	27.000
<b>Agricultural Sector</b>			
AL-Rebass for Poultry&feed	AREB	-	-
Company Names	Code	Previous Average Price	Closing Price
<b>Banks Sector</b>			
Al-Qurtas Islamic Bank	BQUR	1.000	1.000
<b>Service Sector</b>			
AL-Badia for General Trans	SBAG	0.880	0.880

## OTC Platform Trading Bulletin No (40)

Company Name	Code	highest price	lowest price	Average price	No.of Trades	Traded Volume	Traded Value
<b>Banks Sector</b>							
Al-Warka Bank	BWAI	0.140	0.140	0.140	1	10,000	1,400
<b>Total Of Money Service Sector</b>					1	10,000	1,400
<b>Total</b>					1	10,000	1,400

## Not Trading OTC Companies

Company Name	Code	Previous Average price
<b>Banks Sector</b>		
Hammurabi Commercial Bank	BHAM	—
Al-Sanam Islamic Bank	BSAN	3.000
<b>Industrial Sector</b>		
Kirkuk producing constructional materials	IKFP	2.500
<b>Money Service Sector</b>		
Karmal Brokerage	FKSX	10.000
Rabee Securities	FRSE	9.500
Ishtar Gate for e-Paymant	FISH	1.000
Sama Baghdad Exchange	FSBE	—
Iraqi Deposit Insurance Corporation	FIDI	—
<b>Insurance Sector</b>		
Al Badia Insurance	NBAD	—
Kurdistan Insurance	NKUI	0.500
Shatt Al Arab Insurance	NSHA	1.000
Elaf Insurance	NELF	—
Dilina Insurance Company	NDIL	—

**Iraq Stock Exchange**  
**Non Iraqis' Bulletin Monday March 2 2026**  
**Regular Market**



**Non Iraqi Trading of Regular Market (Sell)**

Company Names	Code	No.of trades	Traded Shares	Trading Volume
<b>Telecommunication Sector</b>				
Asia cell	TASC	52	3,500,000	50,838,630
<b>Total Telecommunication sector</b>		<b>52</b>	<b>3,500,000</b>	<b>50,838,630</b>
<b>Grand Total</b>		<b>52</b>	<b>3,500,000</b>	<b>50,838,630</b>

**Non Iraqi Trading of Second Market (BUY)**

Company Names	Code	No. of trades	Traded Volume	Traded Value
<b>Banks Sector</b>				
International Development Bank	BIDB	2	4,000	4,200
<b>Total Bank sector</b>		<b>2</b>	<b>4,000</b>	<b>4,200</b>
<b>Grand Total</b>		<b>2</b>	<b>4,000</b>	<b>4,200</b>

**Non Iraqi Trading of Second Market (Sell)**

Company Names	Code	No.of trades	Traded Shares	Trading Volume
<b>Insurance Sector</b>				
Al-Hamraa for Insurance	NHAM	1	991	3,270
<b>Total Insurance sector</b>		<b>1</b>	<b>991</b>	<b>3,270</b>
<b>Grand Total</b>		<b>1</b>	<b>991</b>	<b>3,270</b>

Iraq Stock Exchange

Monday 2/3/2026



سوق العراق للاوراق المالية  
IRAQ STOCK EXCHANGE

## Not Trading Bonds Bulletin

Bond type	Publish type	Code	last trading price	immortilize date
Banaa Bonds /Million ID	Second	CB20	964,981	19/12/2025
Eamar Bonds /Million ID	First	CB30	1,001,095	—
Eamar Bonds /Million ID	Second	CB40	—	—
Eamar Bonds /500 Thousand ID	Third	CB45	—	—
Eamar Bonds /Million ID	Third	CB50	—	—
Injaz Bonds /500 Thousand ID	First	CB55	—	—
Injaz Bonds /Million ID	First	CB60	—	—
Injaz Bonds /500 Thousand ID	Second	CB65	502,671	—
Injaz Bonds /Million ID	Second	CB70	1,026,082	—
Injaz Bonds /500 Thousand ID	Third	CB75	—	—
Injaz Bonds /Million ID	Third	CB80	978,182	—
National Bonds/Million ID	First	CB90	—	—
National Bonds/500 Thousand ID	Second	CB95	—	—
National Bonds/Million ID	Second	CB100	—	—